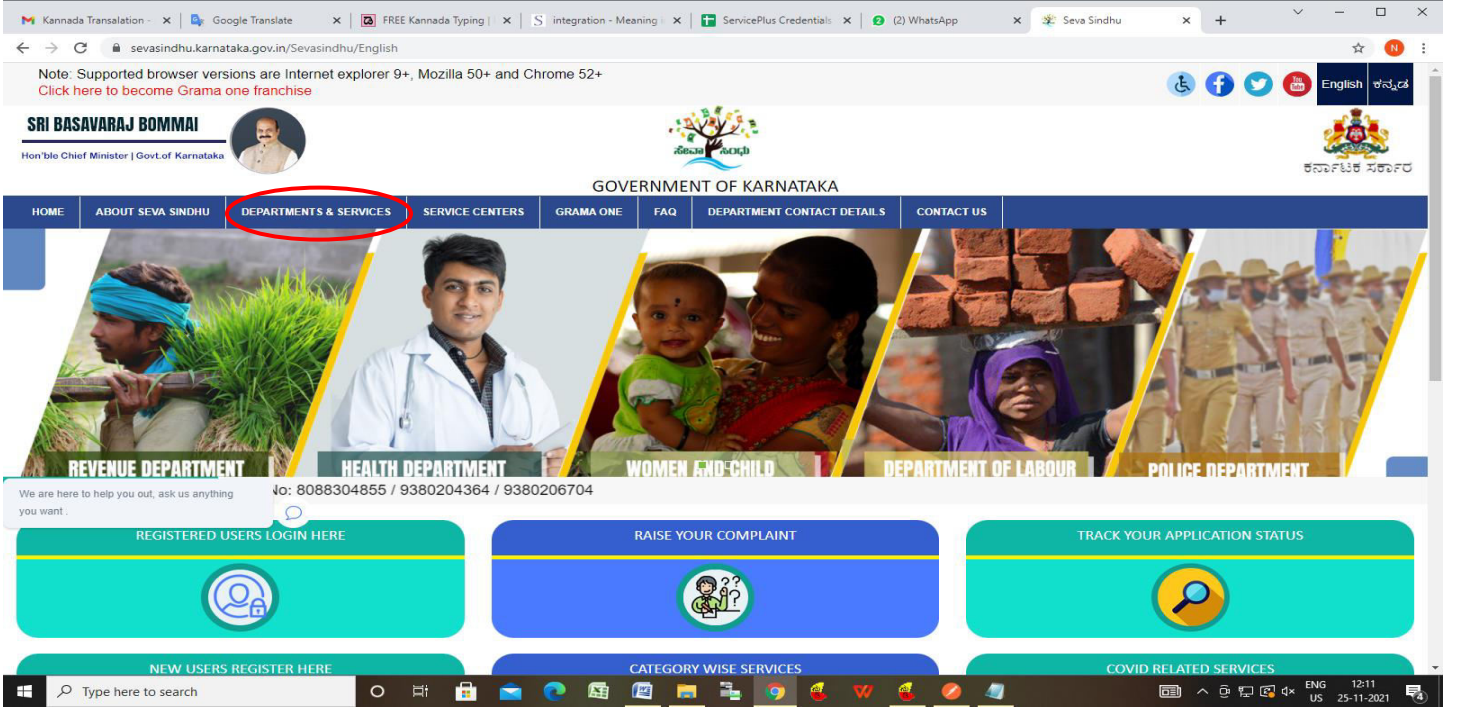
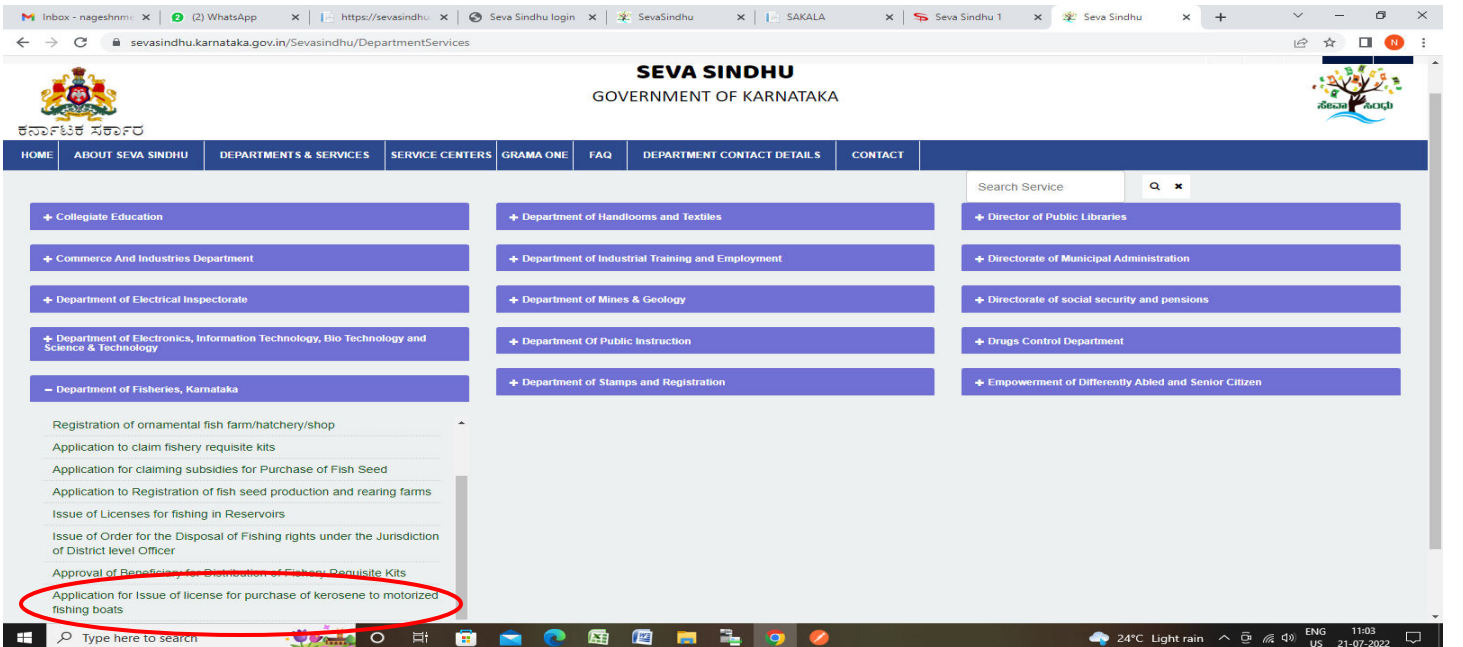


ಮೀನುಗಾರಿಕೆ ಇಲಾಖೆ
Department of Fisheries
ಮೋಟರಿಕೃತ ನಾಡದೋಣಿಗಳಿಗೆ ಸೀಮೆಎಣ್ಣೆ ಖರೀದಿಗೆ ಪರವಾನಗಿ ನೀಡಲು ಅರ್ಜಿ
Application for issue of license for purchase of kerosene to motorized fishing boats

Step 1: Go to sevasindhu.karnataka.gov.in website and click on **Departments & Services**



Step 2: Click on **Department of Fisheries** and select **Application for Issue of license for purchase of kerosene to motorized fishing boats**. Alternatively, you can search for **Application for Issue of license for purchase of kerosene to motorized fishing boats** in the **search option**.



Step 3 : Click on Apply online

Note: Supported browser versions are Internet Explorer 9+, Mozilla 50+ and Chrome 50+

Application for issue of license for purchase of kerosene to motorized fishing boats

Eligibility: Should be owner of Motorized fishing boat which has been registered in the Department.

Supporting Document:

- 1) Licence fee and challn details
- 2) caste certificate if applicant is SC/ST
- 3) Old kerosene permit details
- 4) Address proof and photo

Application Fee : NIL

Service Charge (Free for Online Submission) : Rs.25

Delivery Time (Days) : 7 Days

Procedure for applying:
Apply with relevant documents in Sevasindhu portal
Submitted application will be scrutinized by Taluk Fisheries officer.
If found correct, will be resend to applicant to enclose fee paid details. After resubmission of application with license fee details by applicant, will be verified and approved by Taluk fisheries officer and forward to District officer for further approval .

[Apply Online](#)

© All Rights Reserved. Powered by SERVICEPLUS. Page last updated on: 29-May-2021 4:41 PM

Step 4: Enter the username, password/OTP, captcha and click on Log In button

serviceonline.gov.in/karnataka/directApply.do?serviceld=1456

9611106670

..... GET OTP

153836

153836

[LOG IN](#)

[Forgot Password ?](#)

[Don't have an account? Register HERE](#)

Activate Windows
Go to Settings to activate Windows.

Search for anything

11:51 AM
5/17/2021

Step 5: Enter the Applicant Details

sevasindhueservices.karnataka.gov.in/renderApplicationForm.do?serviceld=17380003&applySource=home&UUId=078c6b4b-2048-4aa0-a3ab-1491ce4f6d42&mobileEnabled=true&emailEnabled=false&otp...

ಸೇವಾ ಸಿಂಧು
SEVA SINDHU

ಕರ್ನಾಟಕ ಸರ್ಕಾರ

Menu

- Manage Profile
- Apply for services
- View Status of Application
- Messages & Alerts

Themes Language Nagesh N M Language

ಮೀನುಗಾರಿಕೆ ಇಲಾಖೆ Department of Fisheries

ಮೋಟರಿಕೃತ ನಾಡದೋಣಿಗಳಿಗೆ ಸೀಮೆಎಣ್ಣೆ ಖರೀದಿಗೆ ಪರವಾನಗಿ ನೀಡಲು ಅರ್ಜಿ Application for issue of license for purchase of kerosene to motorized fishing boats

Applicant Details

Name(as per Aadhaar Card)/ಹೆಸರು (ಆಧಾರ್ ಕಾರ್ಡ್ ಪ್ರಕಾರ) *	Nagesh N M
Father/ Husband Name/ತಂದೆ / ಗಂಡನ ಹೆಸರು *	dgd
Gender/ಲಿಂಗ *	<input checked="" type="radio"/> Male <input type="radio"/> Female <input type="radio"/> Others
Date of Birth/ಹುಟ್ಟಿದ ದಿನಾಂಕ *	18/07/2001
Address/ವಿಳಾಸ	krishna temple street, htrtr, htrtr, htrtr

Type here to search

25°C Light rain

ENG US 11:17 21-07-2022

sevasindhueservices.karnataka.gov.in/renderApplicationForm.do?serviceld=17380003&applySource=home&UUId=078c6b4b-2048-4aa0-a3ab-1491ce4f6d42&mobileEnabled=true&emailEnabled=false&otp...

House No./ಮನೆ ಸಂಖ್ಯೆ	67
Street Name/ರಸ್ತೆ ಹೆಸರು *	krishna temple street, htrtr, htrtr, htrtr, htrtr
District Name/ಜಿಲ್ಲೆಯ ಹೆಸರು *	UTTARA KANNADA
Taluk Name/ತಾಲ್ಲೂಕಿನ ಹೆಸರು *	Karwar
Pincode *	560097
Caste category/ಜಾತಿ ವರ್ಗ *	scheduled tribes/ಪರಿಶಿಷ್ಟ ಪಂಗಡಗಳು
Whether the address in Aadhaar card and present residence address is same?/ಆಧಾರ್ ಕಾರ್ಡ್‌ನಲ್ಲಿರುವ ವಿಳಾಸ ಮತ್ತು ಪ್ರಸ್ತುತ ನಿವಾಸದ ವಿಳಾಸ ಒಂದೇ ಆಗಿದೆಯೇ? *	<input checked="" type="radio"/> yes <input type="radio"/> No
e-mail ID/ಇ-ಮೇಲ್ ಐಡಿ	govindgowda6@gmail.com
Motorized fishing boat registration number/ಮೋಟರಿಕೃತ ನಾಡ ದೋಣಿ ನೋಂದಣಿ ಸಂಖ್ಯೆ *	
Registry of operation of boat/ಮೀನುಗಾರಿಕೆ ನಡೆಸುವ ಮೂಲ ಬಂದರು *	dsda
Boat Owner Mobile Number/ದೋಣಿ ಮಾಲೀಕರ ಮೊಬೈಲ್ ಸಂಖ್ಯೆ *	9956253522
Aadhaar Number / Virtual Id/ಆಧಾರ್ ಸಂಖ್ಯೆ / ವರ್ಚುವಲ್ ಐಡಿ *	472245377750
Total number of trips in last year/ ಕಳೆದ ಸಾಲಿನಲ್ಲಿನ ಒಟ್ಟು ಟ್ರಿಪ್ ಗಳ ಸಂಖ್ಯೆ *	2
license and kerosene permit issued earlier?/ಹಿಂದೆ ನೀಡಲಾದ ಪರವಾನಗಿ ಮತ್ತು ಸೀಮೆಎಣ್ಣೆ ಪರವಾನಗಿ? *	<input type="radio"/> yes <input checked="" type="radio"/> No
Insurance details of the boat/ದೋಣಿಯ ವಿಮೆ ವಿವರಗಳು	<input type="radio"/> yes <input checked="" type="radio"/> No
Seaworthiness Certificate/ದೋಣಿ ಯಾನ ಯೋಗ್ಯತಾ ಪ್ರಮಾಣ ಪತ್ರ	<input type="radio"/> yes <input checked="" type="radio"/> No
Weather Landing/Berthing Fee paid? if yes, details thereof./ಲಾಂಡಿಂಗ್ / ಛೆರ್ತಿಂಗ್ ಶುಲ್ಕಪಾವತಿಸಲಾಗಿದೆಯೇ? ಹೌದಾದರೆ, ಅದರ ವಿವರ (ರಶೀದಿ ಸಂಖ್ಯೆ)	<input type="radio"/> Yes <input checked="" type="radio"/> No
If there is any Transfer of RC or Ownership changes, enclose Sale deed copy and transfer agreement copy/ಸರ್ಕಾರದ ಮಾಲೀಕತ್ವ	<input type="radio"/> yes <input checked="" type="radio"/> No

Type here to search

25°C Light rain

ENG US 11:17 21-07-2022

Step 6 : Verify the details. If details are correct, select the **checkbox (“I Agree”)**, enter **captcha** & **Submit**

agreement copy/ವರ್ಗಾವಣೆ/ಮಾಲೀಕತ್ವ

Declaration/ದೃಢೀಕರಣ

"the information provided above is true and I agree to abide by the terms and conditions of Department of Fisheries/ Government of Karnataka. / ಮೇಲಿನ ಅರ್ಜಿಯಲ್ಲಿ ನೀಡಲಾದ ಮಾಹಿತಿಯು ಸರಿಯಾಗಿದೆ ಎಂದು ಪ್ರಮಾಣೀಕರಿಸುತ್ತೇನೆ ಹಾಗೂ ಮೀನುಗಾರಿಕೆ ಇಲಾಖೆಯ/ ಸರ್ಕಾರವು ವಿಧಿಸುವ ಷರತ್ತು ಮತ್ತು ನಿರ್ಬಂಧನೆಗಳಿಗೆ ಬದ್ಧನಾಗಿರುತ್ತೇನೆ "

I Agree

Additional Details

Apply to the Office Taluk Fisheries Office(SUBDISTRICT - Karwar) - Rural/Urban

Word verification

487758

Please enter the characters shown above

487758

Step 7 : Please enter the **OTP** received in your **Registered Mobile Number** from UIDAI and Click on **Validate** .

"the information provided above is true and I agree to abide by the terms and conditions of Department of Fisheries/ Government of Karnataka. / ಮೇಲಿನ ಅರ್ಜಿಯಲ್ಲಿ ನೀಡಲಾದ ಮಾಹಿತಿಯು ಸರಿಯಾಗಿದೆ ಎಂದು ಪ್ರಮಾಣೀಕರಿಸುತ್ತೇನೆ ಹಾಗೂ ಮೀನುಗಾರಿಕೆ ಇಲಾಖೆಯ/ ಸರ್ಕಾರವು ವಿಧಿಸುವ ಷರತ್ತು ಮತ್ತು ನಿರ್ಬಂಧನೆಗಳಿಗೆ ಬದ್ಧನಾಗಿರುತ್ತೇನೆ "

I Agree

Additional Details

Apply to the Office Taluk Fisheries Office

Validate OTP

Please enter the OTP received in your registered mobile number from UIDAI for 472245377750.

Enter OTP* 662028

Click on validate button to validate OTP

Step 8 : After Aadhar Verified Click on Ok

The screenshot shows the 'renderApplicationForm.do' page on the website. A notification box at the top states 'sevasindhusthesiservices.karnataka.gov.in says Aadhaar Verified' with an 'OK' button circled in red. Below this, a 'Validate OTP' modal is displayed, asking for the OTP received on the registered mobile number (472245377750). The OTP '662028' is entered in the field. The modal has 'Validate' and 'Close' buttons. The background form shows 'Additional Details' and 'Apply to the Office' section. At the bottom, there are buttons for 'Draft', 'Submit', 'Close', and 'Reset'. The footer includes logos for the Ministry of Panchayati Raj, Digital India, data.gov.in, .gov.in, Daity, and PMINDIA.

Step 9: A fully filled form will be generated for user verification, If you have any corrections click on **Edit** option, Otherwise proceed to **Attach Annexures**

The screenshot shows the 'applyPageForm.do' page on the website. The header includes the Government of Karnataka logo, 'ಸೇವಾ ಸಿಂಧು SEVA SINDHU', and the 'ಸೇವಾ ಸಂಠೆ' logo. The user is logged in as 'Nagesh N M'. A message at the top states 'Application not yet submitted. To proceed click on the appropriate button available at the bottom of this page'. The 'Applicant Details' section is filled with the following information:

Name(as per Aadhaar Card)/ಹೆಸರು (ಆಧಾರ್ ಕಾರ್ಡ್ ಪ್ರಕಾರ):	Nagesh N M
Father/ Husband Name/ಅಂಜೆ / ಗಂಡನ ಹೆಸರು :	sdf
Gender/ಲಿಂಗ :	Male
Date of Birth/ಹುಟ್ಟಿದ ದಿನಾಂಕ :	22/07/1986
Address/ವಿಳಾಸ :	krishna temple street, htrtr, htrtr, htrtr, htrtr
House No./ಮನೆ ಸಂಖ್ಯೆ :	34
Street Name/ರಸ್ತೆ ಹೆಸರು :	w
District Name/ಜಿಲ್ಲೆಯ ಹೆಸರು :	UTTARA KANNADA
Taluk Name/ತಾಲ್ಲೂಕಿನ ಹೆಸರು :	Karwar
Pincode :	560097
Caste category/ಜಾತಿ ವರ್ಗ :	scheduled caste/ಬರತಿಸ್ಥ ಜಾತಿ
Whether the address in Aadhaar card and present residence address No is same?/ಆಧಾರ್ ಕಾರ್ಡ್‌ನಲ್ಲಿರುವ ವಿಳಾಸ ಮತ್ತು ಪ್ರಸ್ತುತ ನಿವಾಸದ ವಿಳಾಸ ಒಂದೇ ಆಗಿದೆಯೇ? :	
e-mail ID/ಇ-ಮೇಲ್ ಐಡಿ :	govindgowde6@gmail.com
Motorized fishing boat registration number/ಬೋಟಿಂಗ್ ನಾಡ :	122

Step 10 : Click on Attach Annexures

Weather Landing/Berthing Fee paid? if yes, details thereof /
ಆಯ್ಕೆದಾರ್ / ಭರ್ತಿಂಗು ಶುಲ್ಕವಾಚಕಿಸಲಾಗಿದೆಯೇ? ಹೌದಾದರೆ, ಅದರ
ವಿವರ (ರಶೀದಿ ಸಂಖ್ಯೆ): No

If there is any Transfer of RC or Ownership changes, enclose Sale
deed copy and transfer agreement copy/ಮಾರಾಟಪತ್ರ/ಮಾಲೀಕತ್ವ: No

Declaration/ದೃಢೀಕರಣ

"The information provided above is true and I agree to abide by the terms and conditions of Department of Fisheries/ Government of Karnataka. / ಮೇಲಿನ ಅರ್ಜಿಯಲ್ಲಿ ನೀಡಲಾದ ಮಾಹಿತಿಯು ಸರಿಯಾಗಿದೆ ಎಂದು ಪ್ರಮಾಣೀಕರಿಸುತ್ತೇನೆ
ಹಾಗೂ ಮೀನುಗಾರಿಕೆ ಇಲಾಖೆಯ/ಸರ್ಕಾರದವು ವಿಧಿಸುವ ಪದ್ಧತಿ ಮತ್ತು ನಿಬಂಧನೆಗಳಿಗೆ ಬದ್ಧನಾಗಿರುತ್ತೇನೆ"

I Agree: Yes

Additional Details

Apply to the Office Taluk Fisheries Office(SUBDISTRICT - Karwar)

Draft Reference No: Draft_AF801S/2022/00002

21/7/2022 11:26:06 IST http://sevasindhustervices.karnataka.gov.in

Attach Annexure **Edit** **Cancel** **Click here to initiate new application**

MINISTRY OF PANCHAYATI RAJ
GOVERNMENT OF INDIA

Digital India
Open Government Data (OGD) Platform India

data.gov.in
in.gov.in
DeitY
PMINDIA

Site is technically designed, hosted and maintained by National Informatics Centre
Contents on this website is owned, updated and managed by the Ministry of Panchayati Raj
POWERED BY SERVICEPLUS

Step 11: Attach the annexures and click on Save Annexures

Menu

- Manage Profile
- Apply for services
- View all available services
- View Status of Application
- Messages & Alerts

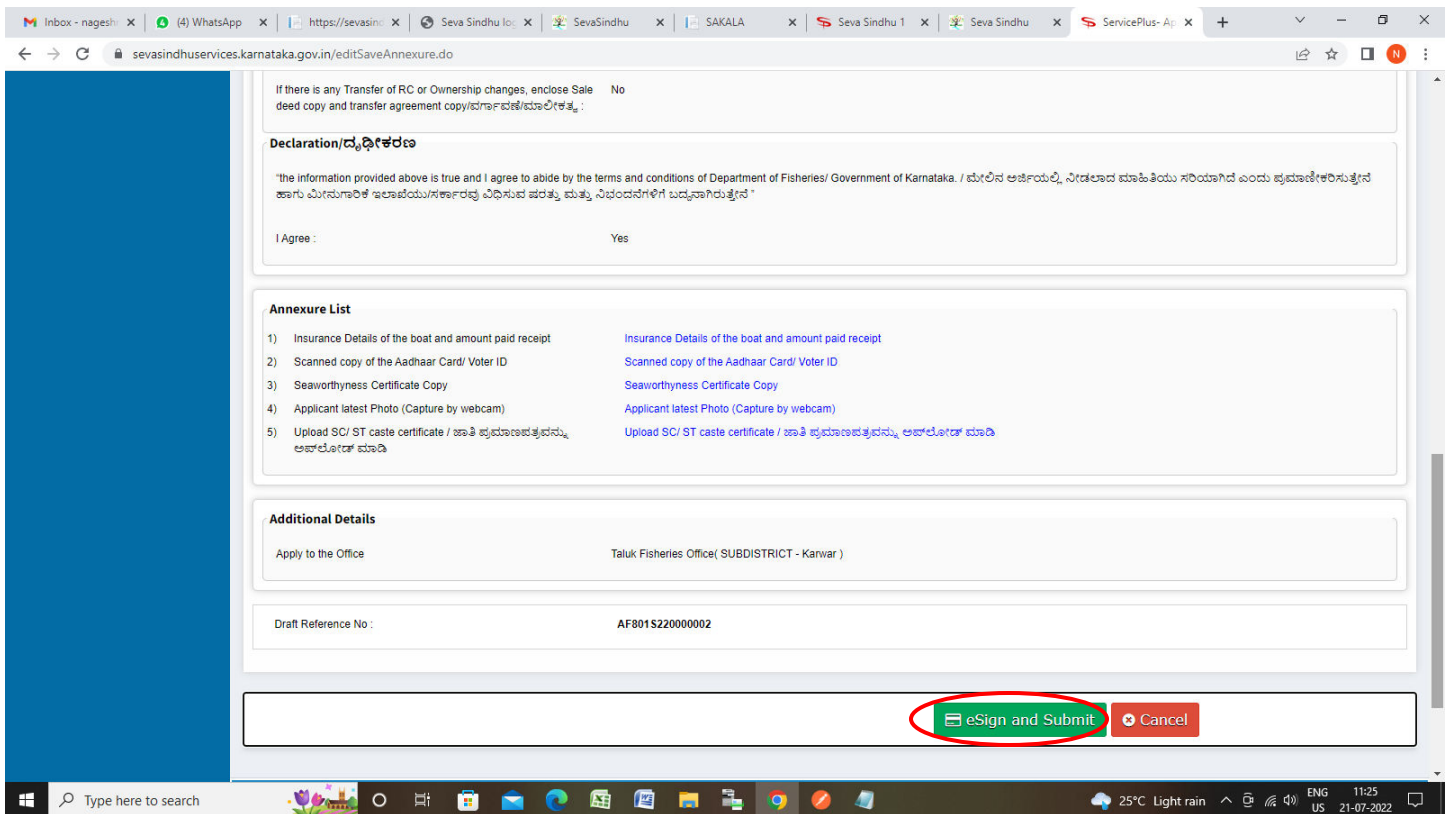
ATTACH ENCLOSURE(S)

Enclosure(s):

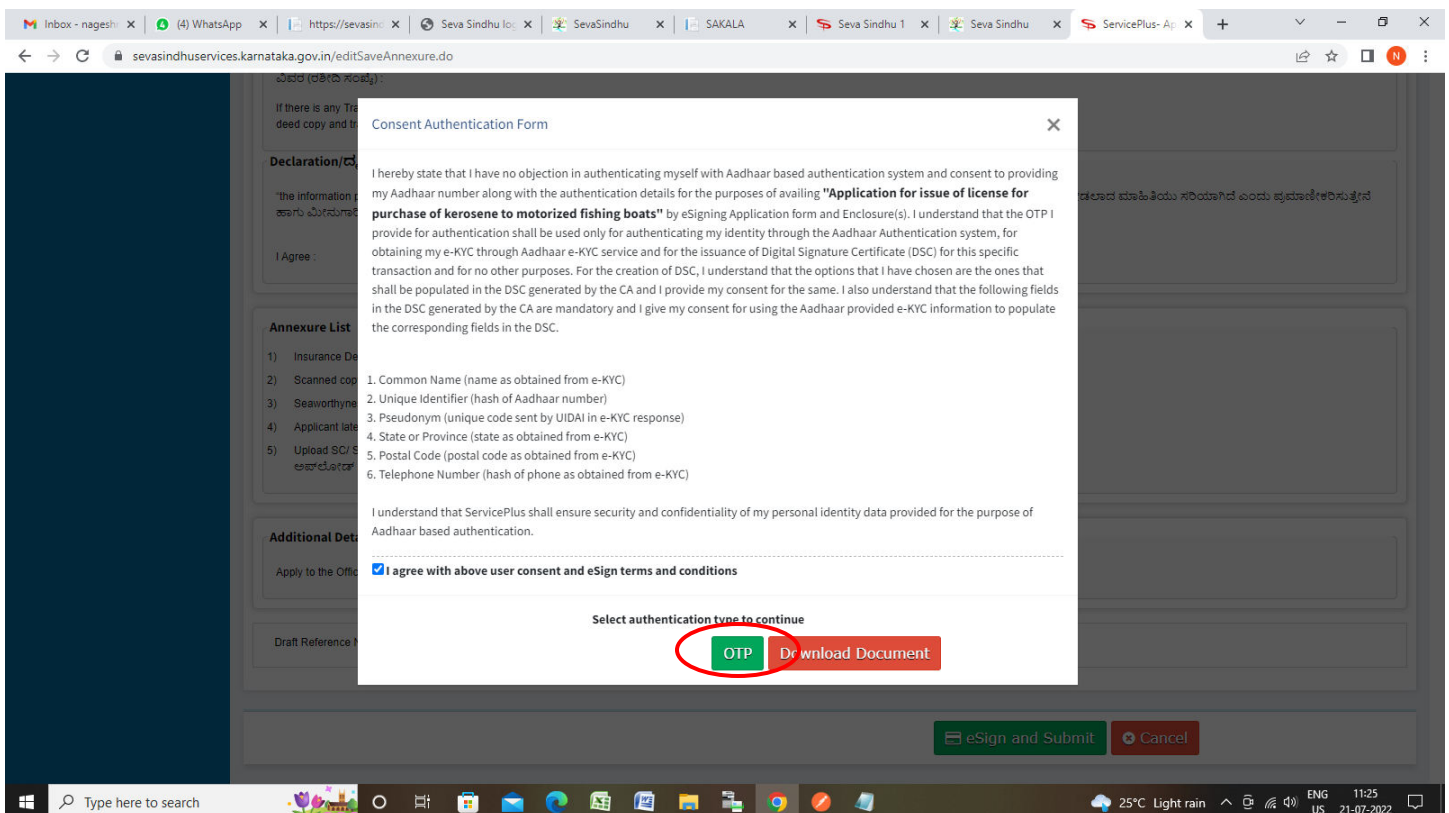
Type of Enclosure *	Enclosure Document *	File/Reference *
Insurance Details of the boat and amount paid receipt	Insurance Details of the boat and amount paid rec Document Format	Choose File RD111S220165490.pdf Scan Fetch from DigiLocker
Scanned copy of the Aadhaar Card/ Voter ID *	Scanned copy of the Aadhaar Card/ Voter ID Document Format	Choose File RD106S220281289.pdf Scan Fetch from DigiLocker
Seaworthiness Certificate Copy *	Seaworthiness Certificate Copy Document Format	Choose File RD106S220281289.pdf Scan Fetch from DigiLocker
Applicant latest Photo (Capture by webcam) *	Applicant latest Photo (Capture by webcam) Document Format	Choose File RD110S220022020.pdf Scan Fetch from DigiLocker
Upload SC/ ST caste certificate / ಜಾತಿ ಪ್ರಮಾಣಪತ್ರವನ್ನು ಅಪ್‌ಲೋಡ್ ಮಾಡಿ	Upload SC/ ST caste certificate / ಜಾತಿ ಪ್ರಮಾಣಪತ್ರ Document Format	Choose File RD106S220281289.pdf Scan Fetch from DigiLocker

Save Annexure **Cancel** **Back**

Step 12 : Saved annexures will be displayed and click on **eSign and Submit** to proceed.



Step 13 : Click on I agree with above user consent and eSign terms and conditions and Select authentication type to continue and Click on **OTP**.



Step 14: Enter Aadhaar Number and click on Send OTP

The screenshot shows the NSDL Electronic Signature Service portal. At the top, there is a table with the following information:

ASP Name	Centre for e-Governance, Government of Karnataka
Transaction ID	0982c2eb-0213-40a2-b0af-572d46196d6
Date & Time	2022-06-17T15:06:31

Below the table, there is a checkbox that is checked, indicating authorization of NSDL e-Governance Infrastructure Limited (NSDL e-Gov) to:

- Use my Aadhaar / Virtual ID details (as applicable) for the purpose of digitally signing documents for/with Centre for e-Governance, Government of Karnataka and authenticate my identity through the Aadhaar Authentication system (Aadhaar based e-KYC services of UIDAI) in accordance with the provisions of the Aadhaar (Targeted Delivery of Financial and other Subsidies, Benefits and Services) Act, 2016 and the allied rules and regulations notified thereunder and for no other purpose.
- Authenticate my Aadhaar / Virtual ID through OTP or Biometric for authenticating my identity through the Aadhaar Authentication system for obtaining my e-KYC through Aadhaar based e-KYC services of UIDAI and use my Photo and Demographic details (Name, Gender, Date of Birth and Address) for the purpose of digitally signing documents for/with Centre for e-Governance, Government of Karnataka.
- I understand that Security and confidentiality of personal identity data provided, for the purpose of Aadhaar based authentication is ensured by NSDL e-Gov and the data will be stored by NSDL e-Gov till such time as mentioned in guidelines from UIDAI from time to time.

At the bottom, there is a text input field labeled "VID/Aadhaar:" containing the number "47224537775d". To the right of this field are two buttons: "Send OTP" (highlighted with a red circle) and "Cancel".

Below the input field, there are links: [Click Here](#) to generate Virtual ID. and [Download Instructions](#) to generate Virtual ID in lieu of Aadhaar.

©2022 NSDL E-Governance Infrastructure Pvt. Ltd. All rights reserved.

Step 15 : Enter OTP and click on Verify OTP

The screenshot shows the NSDL Electronic Signature Service portal. At the top, there is a table with the following information:

ASP Name	Centre for e-Governance, Government of Karnataka
Transaction ID	0982c2eb-0213-40a2-b0af-572d46196d6
Date & Time	2022-06-17T15:06:31

Below the table, there is a checkbox that is checked, indicating authorization of NSDL e-Governance Infrastructure Limited (NSDL e-Gov) to:

- Use my Aadhaar / Virtual ID details (as applicable) for the purpose of digitally signing documents for/with Centre for e-Governance, Government of Karnataka and authenticate my identity through the Aadhaar Authentication system (Aadhaar based e-KYC services of UIDAI) in accordance with the provisions of the Aadhaar (Targeted Delivery of Financial and other Subsidies, Benefits and Services) Act, 2016 and the allied rules and regulations notified thereunder and for no other purpose.
- Authenticate my Aadhaar / Virtual ID through OTP or Biometric for authenticating my identity through the Aadhaar Authentication system for obtaining my e-KYC through Aadhaar based e-KYC services of UIDAI and use my Photo and Demographic details (Name, Gender, Date of Birth and Address) for the purpose of digitally signing documents for/with Centre for e-Governance, Government of Karnataka.
- I understand that Security and confidentiality of personal identity data provided, for the purpose of Aadhaar based authentication is ensured by NSDL e-Gov and the data will be stored by NSDL e-Gov till such time as mentioned in guidelines from UIDAI from time to time.

At the bottom, there is a text input field labeled "Enter OTP" containing six asterisks. To the right of this field are two buttons: "Verify OTP" (highlighted with a red circle) and "Cancel".

Below the input field, there is a green message box that says: "Success! otp sent on registered mobile/email id."

Below the message box, there are links: [Click Here](#) to generate Virtual ID. and [Download Instructions](#) to generate Virtual ID in lieu of Aadhaar.

©2022 NSDL E-Governance Infrastructure Pvt. Ltd. All rights reserved.

Step 16: Sakala Acknowledgement will be generated. Acknowledgement consists of applicant details, application details.

The screenshot shows a PDF document titled 'Sakala Acknowledgement Form 01/13' with the logo of the Bihar Sahasra Shiksha Mission at the top. The form contains the following details:

Form Header:
 Bihar Sahasra Shiksha Mission
 Sakala Acknowledgement Form 01/13

Applicant Information:
 Applicant Name: [REDACTED]
 Applicant Role: [REDACTED]
 Application No: [REDACTED]
 Application Date: [REDACTED]
 Applicant Address: [REDACTED]
 Applicant Mobile: [REDACTED]

Document Submitted:
 Applicant Photo: [REDACTED]
 Applicant Signature: [REDACTED]
 Applicant Stamp: [REDACTED]

Payment Status:
 Payment Received: [REDACTED]
 Transaction ID: [REDACTED]
 Transaction Reference Number: [REDACTED]
 Transaction Date: [REDACTED]
 Transaction Amount: [REDACTED]

Notes:
 1. This service request will be processed within 21 working days. We shall inform you accordingly.
 2. If you are not satisfied with the status of this service request, you may contact the helpdesk at the following address:
 Helpline Number: 1800-123-4567 (Toll-free)
 Email: support@biharsahasrasiksha.gov.in
 3. Your consent is required for the use of your personal information in this service request by the organization for the purpose of providing the requested service.